



**MODERN INDIA**  
ENTERPRISE

1, MITTAL CHAMBERS  
228, NARIMAN POINT,  
MUMBAI 400 021.

P : + 91 22 6744 4200  
F : + 91 22 6744 4300  
E : [info@modernindia.co.in](mailto:info@modernindia.co.in)  
W : [www.modernindia.co.in](http://www.modernindia.co.in)

**12 JAN 2015**

The Secretary  
Bombay Stock Exchange Ltd.  
Corporate Services Department  
1<sup>st</sup> Floor, PJ Towers, Dalal Street  
Mumbai - 400 001.

Dear Sirs,

**SUB: SHAREHOLDING PATTERN UNDER CLAUSE 35**

**REF: SCRIP CODE - 503015**

With reference to Clause 35 of the Listing Agreement, please find enclosed herewith Shareholding Pattern as on **December 31, 2014**.

Please acknowledge the receipt.

Thanking you,

Yours faithfully,

For **MODERN INDIA LIMITED**

**(Parind Badshah)**

Company Secretary

Address: 1, Mittal Chambers, 228, Nariman Point, Mumbai -400 021.

FCS No: 5414

Encl: As above

31 DEC 2014

|   |                               |   |  |
|---|-------------------------------|---|--|
| Name of the Company: MODERN INDIA LIMITED   |                               |   |  |
| Scrip Code: 503015  | Name of the scrip: MODERN     | class of security: EQUITY                                 |  |
| AS ON: 31.12.2014   |                               |   |  |
| <b>Partly paid-up shares:-</b>  |                               |   |  |
|   | No. of partly paid-up shares  | As a % of total no. of partly paid-up shares              | As a % of total no. of shares of the company   |
| Held by promoter/promoter group   | 0                             | 0   | 0  |
| Held by public  | 0                             | 0   | 0  |
|   |                               | 0   |  |
| <b>Total - D</b>  | <b>0</b>                      | <b>0</b>  | <b>0</b>   |
| <b>Outstanding convertible securities:-</b>   |                               |   |  |
|   | No. of outstanding securities | As a % of total no. of outstanding convertible securities | As a % of total no. of shares of the company, assuming full conversion of the convertible securities |
| Held by promoter/promoter group   | 0                             | 0   | 0  |
| Held by public  | 0                             | 0   | 0  |
|   |                               |   |  |
| <b>Total - E</b>  | <b>0</b>                      | <b>0</b>  | <b>0</b>   |
| <b>Warrants:-</b>   |                               |   |  |
|   | No. of warrants               | As a % of total no. of warrants                           | As a % of total no. of shares of the company, assuming full conversion of warrants                   |
| Held by promoter/promoter group   | 0                             | 0   | 0  |
| Held by public  | 0                             | 0   | 0  |
|   |                               |   |  |
| <b>Total - F</b>  | <b>0</b>                      | <b>0</b>  | <b>0</b>   |
| Total paid-up capital of the company, assuming full conversion of warrants and convertible securities |                               | 37542750  |  |



## Statement Showing Shareholding Pattern

| Category code | Category of Shareholder   | Number of Shareholders | Table (I)(a)           |  | Total shareholding as a percentage of total number of shares |                            | Shares Pledged or otherwise encumbered |                 |
|---------------|---|------------------------|------------------------|--|--|----------------------------|--|-----------------|
|               |   |                        | Total number of shares | Number of shares held in dematerialized form | As a percentage of (A+B) <sup>1</sup>                        | As a percentage of (A+B+C) | Number of shares                       | As a percentage |
|               |   |                        |                        |  |  |                            |  |                 |
| (I)           | (II)  | (III)                  | (IV)                   | (V)  | (VI)   | (VII)                      | (VIII)                                 | (IX)            |
| <b>(A)</b>    | <b>Shareholding of Promoter and</b>   |                        |                        |  |  |                            |  |                 |
| <b>1</b>      | <b>Indian</b>   |                        |                        |  |  |                            |  |                 |
| (a)           | Individuals/ Hindu Undivided Family   | 5                      | 152855                 | 152855                                       | 0.41   | 0.41                       | 0                                      | 0.00            |
| (b)           | Central Government/ State Government(s)                                     | 0                      |                        |  | 0.00   | 0.00                       | 0                                      | 0.00            |
| (c)           | Bodies Corporate  | 7                      | 28004207               | 28004207                                     | 74.59  | 74.59                      | 0                                      | 0.00            |
| (d)           | Financial Institutions/ Banks   | 0                      | 0                      | 0  | 0.00   | 0.00                       | 0                                      | 0.00            |
| (e)           | Any Others(Specify)   | 0                      | 0                      | 0  | 0.00   | 0.00                       | 0                                      | 0.00            |
| (e-i)         |   |                        |                        |  | 0.00   | 0.00                       | 0                                      | 0.00            |
| (e-ii)        |   |                        |                        |  | 0.00   | 0.00                       | 0                                      | 0.00            |
|               | <b>Sub Total(A)(1)</b>  | <b>12</b>              | <b>28157062</b>        | <b>28157062</b>                              | <b>75.00</b>   | <b>75.00</b>               | <b>0</b>                               | <b>0.00</b>     |
| <b>2</b>      | <b>Foreign</b>  |                        |                        |  |  |                            |  |                 |
| a             | Individuals (Non-Residents<br>Individuals/<br>Foreign Individuals)          | 0                      | 0                      | 0  | 0.00   | 0.00                       | 0.00                                   | 0.00            |
| b             | Bodies Corporate  | 0                      | 0                      | 0  | 0.00   | 0.00                       | 0.00                                   | 0.00            |
| c             | Institutions  | 0                      | 0                      | 0  | 0.00   | 0.00                       | 0.00                                   | 0.00            |
| d             | Qualified Foreign Investor  | 0                      | 0                      | 0  | 0.00   | 0.00                       | 0.00                                   | 0.00            |
| d-i           | Any Others(Specify)   |                        |                        |  |  |                            |  | 0.00            |
| d-ii          |   |                        |                        |  |  |                            |  | 0.00            |
|               | <b>Sub Total(A)(2)</b>  | <b>0</b>               | <b>0</b>               | <b>0</b>                                     | <b>0.00</b>  | <b>0.00</b>                | <b>0</b>                               | <b>0.00</b>     |
|               | <b>Total Shareholding of Promoter and Promoter Group (A)= (A)(1)+(A)(2)</b> | <b>12</b>              | <b>28157062</b>        | <b>28157062</b>                              | <b>75.00</b>   | <b>75.00</b>               | <b>0</b>                               | <b>0.00</b>     |
| <b>(B)</b>    | <b>Public shareholding</b>  |                        |                        |  |  |                            |  |                 |
| <b>1</b>      | <b>Institutions</b>   |                        |                        |  |  |                            |  |                 |
| (a)           | Mutual Funds/ UTI   | 0                      | 0                      | 0  | 0.00   | 0.00                       | 0.00                                   | 0.00            |
| (b)           | Financial Institutions/ Banks   | 10                     | 854675                 | 803200                                       | 2.28   | 2.28                       | 0.00                                   | 0.00            |
| (c)           | Central Government/ State Government(s)                                     | 0                      | 0                      | 0  | 0.00   | 0.00                       | 0.00                                   | 0.00            |



|            |   |             |                 |                 |               |               |          |             |
|------------|---|-------------|-----------------|-----------------|---------------|---------------|----------|-------------|
| (d)        | Venture Capital Funds   | 0           | 0               | 0               | 0.00          | 0.00          | 0.00     | 0.00        |
| (e)        | Insurance Companies   | 3           | 1124541         | 1124041         | 3.00          | 3.00          | 0.00     | 0.00        |
| (f)        | Foreign Institutional Investors   | 3           | 4461519         | 4461519         | 11.88         | 11.88         | 0.00     | 0.00        |
| (g)        | Foreign Venture Capital Investors   | 0           | 0               | 0               | 0.00          | 0.00          | 0.00     | 0.00        |
| (h)        | Qualified Foreign Investor  | 0           | 0               | 0               | 0.00          | 0.00          | 0.00     | 0.00        |
| (h-i)      | Any Other (specify)   |             |                 |                 | 0.00          | 0.00          |          |             |
| (h-ii)     |   |             |                 |                 | 0.00          | 0.00          |          |             |
|            |   |             |                 |                 |               |               |          |             |
|            | <b>Sub-Total (B)(1)</b>   | <b>16</b>   | <b>6440735</b>  | <b>6388760</b>  | <b>17.16</b>  | <b>17.16</b>  |          |             |
|            |   |             |                 |                 |               |               |          |             |
| <b>B 2</b> | <b>Non-institutions</b>   |             |                 |                 |               |               |          |             |
| (a)        | Bodies Corporate  | 72          | 995553          | 994153          | 2.65          | 2.65          | 0.00     | 0.00        |
| (b)        | Individuals   |             |                 |                 | 0.00          | 0.00          | 0.00     | 0.00        |
| I          | Individuals -i. Individual shareholders holding nominal share capital up to Rs 1 lakh   | 3311        | 1618968         | 689323          | 4.31          | 4.31          | 0.00     | 0.00        |
| II         | ii. Individual shareholders holding nominal share capital in excess of Rs. 1 lakh.      | 0           | 0               | 0               | 0.00          | 0.00          | 0.00     | 0.00        |
| (c)        | Qualified Foreign Investor  | 0           | 0               | 0               | 0             | 0             | 0        | 0           |
| (d)        | Any Other (specify)   |             |                 |                 |               |               |          |             |
| (d-i)      | Directors & Relatives   | 1           | 1230            | 1230            | 0.00          | 0.00          | 0.00     | 0.00        |
| (d-ii)     | Non Resident Indians  | 17          | 40675           | 6300            | 0.11          | 0.11          | 0.00     | 0.00        |
| (d-iii)    | Overseas Corporate Bodies   | 1           | 250000          | 0               | 0.67          | 0.67          | 0.00     | 0.00        |
| (d-iv)     | Clearing Member   | 1           | 15              | 15              | 0.00          | 0.00          | 0.00     | 0.00        |
| (d-v)      | Hindu Undivided Families  | 49          | 38512           | 38512           | 0.10          | 0.10          | 0        | 0.00        |
|            |   |             |                 |                 |               |               |          |             |
|            | <b>Sub-Total (B)(2)</b>   | <b>3452</b> | <b>2944953</b>  | <b>1729533</b>  | <b>7.84</b>   | <b>7.84</b>   | <b>0</b> | <b>0.00</b> |
|            |   |             |                 |                 |               |               |          |             |
| <b>(B)</b> | <b>Total Public Shareholding (B)= (B)(1)+(B)(2)</b>                                     | <b>3468</b> | <b>9385688</b>  | <b>8118293</b>  | <b>25.00</b>  | <b>25.00</b>  | <b>0</b> | <b>0.00</b> |
|            |   |             |                 |                 |               |               |          |             |
|            | <b>TOTAL (A)+(B)</b>  | <b>3480</b> | <b>37542750</b> | <b>36275355</b> | <b>100.00</b> | <b>100.00</b> | <b>0</b> | <b>0.00</b> |
|            |   |             |                 |                 |               |               |          |             |
| <b>(C)</b> | <b>Shares held by Custodians and against which Depository Receipts have been issued</b> |             |                 |                 |               |               |          |             |
| 1          | Promoter and Promoter Group   | 0           |                 | 0               | 0             | 0.00          | 0        | 0.00        |
| 2          | Public  | 0           | 0               | 0               | 0             | 0.00          | 0        | 0           |
|            | <b>Sub-Total (C)</b>  | <b>0</b>    | <b>0</b>        | <b>0</b>        | <b>0</b>      | <b>0</b>      | <b>0</b> | <b>0</b>    |
|            |   |             |                 |                 |               |               |          |             |
|            | <b>GRAND TOTAL (A)+(B)+(C)</b>  | <b>3480</b> | <b>37542750</b> | <b>36275355</b> | <b>100.00</b> | <b>100.00</b> | <b>0</b> | <b>0.00</b> |




31 DEC 2014

(1)(c) Statement showing holding of securities (including shares, warrants, convertible securities) of persons belonging to the category "Promoter and Promoter Group"

| Sl. No.      | Name of the shareholder                    | Details of Shares held |                                   | Encumbered shares (*) |   | Details of warrants                                   |                         | Details of convertible securities                 |                                       | Total shares (including underlying shares assuming full conversion of warrants and convertible securities) as a % of diluted share capital |   |
|--------------|--|------------------------|-----------------------------------|-----------------------|---|---|-------------------------|---|---------------------------------------|--|---|
|              |  | Number of shares held  | As a % of grand total (A)+(B)+(C) | No.                   | As a percentage $Vj = (Vj/Wj) \times 100$ | As a % of grand total (A)+(B)+(C) of sub-class (D)(a) | Number of warrants held | As a % total number of warrants of the same class | Number of convertible securities held |  | As a % total number of convertible securities of the same class |
| (i)          | (ii)                                       | (iii)                  | (iv)                              | (v)                   | $Vj = (Vj/Wj) \times 100$                 | (vi)  | (vii)                   | (viii)  | (ix)                                  | (x)  | (xi)  |
| 1            | MUDIT VIJAYKUMAR JATIA                     | 15000                  | 0.04                              | 0                     | 0.00                                      | 0.00  | 0                       | 0   | 0                                     | 0  | 0.04  |
| 2            | GAURI JATIA                                | 17850                  | 0.05                              | 0                     | 0.00                                      | 0.00  | 0                       | 0   | 0                                     | 0  | 0.05  |
| 3            | VEDANT JATIA                               | 15000                  | 0.04                              | 0                     | 0.00                                      | 0.00  | 0                       | 0   | 0                                     | 0  | 0.04  |
| 4            | VIJAYKUMAR MAHABIRPRASAD JATIA             | 90005                  | 0.24                              | 0                     | 0.00                                      | 0.00  | 0                       | 0   | 0                                     | 0  | 0.24  |
| 5            | SIDHANT VIJAYKUMAR JATIA                   | 15000                  | 0.04                              | 0                     | 0.00                                      | 0.00  | 0                       | 0   | 0                                     | 0  | 0.04  |
| 6            | SHREE RANI SATI INVESTMENT AND FINANCE LTD | 8299108                | 22.11                             | 0                     | 0.00                                      | 0.00  | 0                       | 0   | 0                                     | 0  | 22.11   |
| 7            | CANDESCENT TRADERS PVT LTD                 | 1530000                | 4.08                              | 0                     | 0.00                                      | 0.00  | 0                       | 0   | 0                                     | 0  | 4.08  |
| 8            | ALCYONE TRADING COMPANY PVT LTD            | 1530000                | 4.08                              | 0                     | 0.00                                      | 0.00  | 0                       | 0   | 0                                     | 0  | 4.08  |
| 9            | IGNATIUS TRADING COMPANY PVT LTD           | 1530000                | 4.08                              | 0                     | 0.00                                      | 0.00  | 0                       | 0   | 0                                     | 0  | 4.08  |
| 10           | SARAT LEASING AND FINANCE LIMITED          | 7707500                | 20.53                             | 0                     | 0.00                                      | 0.00  | 0                       | 0   | 0                                     | 0  | 20.53   |
| 11           | CAMELLIA MERCANTILE PVT LTD                | 1635591                | 4.36                              | 0                     | 0.00                                      | 0.00  | 0                       | 0   | 0                                     | 0  | 4.36  |
| 12           | F PUDUMJEE INVESTMENT COMPANY LTD          | 5772008                | 15.37                             | 0                     | 0.00                                      | 0.00  | 0                       | 0   | 0                                     | 0  | 15.37   |
| <b>TOTAL</b> |  | <b>28157062</b>        | <b>75.00</b>                      | <b>0</b>              | <b>0.00</b>                               | <b>0.00</b>   | <b>0</b>                | <b>0</b>  | <b>0</b>                              | <b>0</b>   | <b>75.00</b>  |


(\*) The term "encumbrance" has the same meaning as assigned to it in regulation 28(3) of the SAST Regulations, 2011



31 DEC 2014

(D)(c)(i) Statement showing holding of securities (including shares, warrants, convertible securities) of persons belonging to the category "Public" and holding more than 1% of the total number of shares

| Sr. No.      | Name of the shareholder                | Number of shares held | Shares as a percentage of total number of shares {i.e., Grand Total (A)+(B)+(C) indicated in Statement at para (D)(a) above} | Details of warrants     |  | Details of convertible securities     |  | Total shares (including underlying shares assuming full conversion of warrants and convertible securities) as a % of diluted share capital |
|--------------|--|-----------------------|--|-------------------------|--|---------------------------------------|--|--|
|              |  |                       |  | Number of warrants held | As a % of total number of warrants of the same class | Number of convertible securities held | % w.r.t total number of convertible securities of the same class |  |
| 1            | STATE BANK OF INDIA SAMB BANGALORE     | 753200                | 2.01   | 0                       | 0  | 0                                     | 0  | 2.01   |
| 2            | UNITED INDIA INSURANCE COMPANY LIMITED | 824041                | 2.19   | 0                       | 0  | 0                                     | 0  | 2.19   |
| 3            | ERISKA INVESTMENT FUND LTD             | 1765000               | 4.70   | 0                       | 0  | 0                                     | 0  | 4.70   |
| 4            | APMS INVESTMENT FUND LTD               | 980000                | 2.61   | 0                       | 0  | 0                                     | 0  | 2.61   |
| 5            | LTS INVESTMENT FUND LTD                | 1716519               | 4.57   | 0                       | 0  | 0                                     | 0  | 4.57   |
| 6            | MILLENNIUM COMMERCIAL PRIVATE LTD      | 552042                | 1.47   | 0                       | 0  | 0                                     | 0  | 1.47   |
| <b>TOTAL</b> |  | <b>6590802</b>        | <b>17.56</b>   | <b>0</b>                | <b>0</b>   | <b>0</b>                              | <b>0</b>   | <b>17.56</b>   |



31 DEC 2014

(D)(c)(ii) Statement showing holding of securities (including shares, warrants, convertible securities) of persons (together with PAC) belonging to the category "Public" and holding more than 5% of the total number of shares of the company

| Sr. No.      | Name(s) of the shareholder(s) and the Persons Acting in Concert (PAC) with them | Number of shares | Shares as a percentage of total number of shares<br>{i.e., Gr and Total (A)+(B)+(C) indicated in Statement at para (D)(a) above} | Details of warrants |   | Details of convertible securities     |  | Total shares (including underlying shares assuming full conversion of warrants and convertible securities) as a % of diluted share capital |
|--------------|---|------------------|--|---------------------|---|---------------------------------------|--|--|
|              |   |                  |  | Number of warrants  | As a % total number of warrants of the same class | Number of convertible securities held | % w.r.t total number of convertible securities of the same class |  |
|              |   |                  |  | 0                   | 0   | 0                                     | 0  | 0  |
|              | NIL   |                  | 0.00   | 0                   | 0   | 0                                     | 0  | 0  |
|              |   |                  | 0.00   | 0                   | 0   | 0                                     | 0  | 0  |
| <b>TOTAL</b> |   | <b>0</b>         | <b>0.00</b>  | <b>0</b>            | <b>0</b>  | <b>0</b>                              | <b>0</b>   | <b>0</b>   |



31 DEC 2014

**(I)(d) Statement showing details of locked-in shares**

| Sr. No.      | Name of the shareholder | Number of locked-in shares | Locked-in shares as a percentage of total number of shares {i.e., Grand Total (A)+(B)+(C) indicated in Statement at para (I)(a) above} |
|--------------|-------------------------|----------------------------|--|
|              | NIL                     |                            | 0.00   |
| <b>TOTAL</b> |                         | <b>0</b>                   | <b>0.00</b>  |




*Handwritten signature*



(II)(a) Statement showing details of Depository Receipts (DRs)


| Sr. No.      | Type of outstanding DR<br>(ADRs, GDRs, SDRs, etc.) | Number of outstanding<br>DRs | Number of shares<br>underlying outstanding DRs | Shares underlying<br>outstanding DRs as a<br>percentage of total<br>number of shares {i.e.,<br>Grand Total<br>(A)+(B)+(C) indicated<br>in Statement at para<br>(D)(a) above} |
|--------------|--|------------------------------|--|--|
| 1            | NIL  |                              |  | 0.00   |
| <b>TOTAL</b> |  | 0                            | 0  | 0.00   |



31 DEC 2014

(11)(b) Statement showing holding of Depository Receipts (DRs), where underlying shares held by "promoter/promoter group" are in excess of 1% of the total number of shares

| Sr. No.      | Name of the DR Holder | Type of outstanding DR (ADRs, GDRs, SDRs, etc.) | Number of shares underlying outstanding DRs | Shares underlying outstanding DRs as a percentage of total number of shares {i.e., Grand Total (A)+(B)+(C) indicated in Statement at para (1)(a) above} |
|--------------|-----------------------|---|---|---|
| 1            | NIL                   |   |   | 0.00  |
| <b>TOTAL</b> |                       |   | <b>0</b>                                    | <b>0.00</b>   |



III (a) Statement showing the voting pattern of shareholders, if more than one class of shares/securities is issued by the issuer.

(Give description of voting rights for each class of security Class X, Class Y, Class Z)

| Category code | Category of shareholder   | Number of Voting Rights held in each class of securities |              |             | Total Voting Rights (III+IV+V) | Total Voting Rights (VI) |                          |
|---------------|---|--|--------------|-------------|--------------------------------|--------------------------|--------------------------|
|               |   | Class X (III)  | Class Y (IV) | Class Z (V) |                                | As a % of (A+B) (VII)    | As a % of (A+B+C) (VIII) |
| (I)           | (II)  | (III)  | (IV)         | (V)         | (VI)                           | (VII)                    | (VIII)                   |
| <b>(A)</b>    | <b>Promoter and Promoter Group</b>  |  |              |             |                                |                          |                          |
| (1)           | <b>Indian</b>   |  |              |             |                                |                          |                          |
| (a)           | Individuals/Hindu Undivided Family  |  |              |             |                                |                          |                          |
| (b)           | Central/State Government(s)   |  |              |             |                                |                          |                          |
| (c)           | Bodies Corporate  |  |              |             |                                |                          |                          |
| (d)           | Financial Institutions/Banks  |  |              |             |                                |                          |                          |
| (e)           | Any Other (specify)   |  |              |             |                                |                          |                          |
|               | <b>Sub-Total (A) (1)</b>  | <b>N.A.</b>  | <b>N.A.</b>  | <b>N.A.</b> | <b>N.A.</b>                    | <b>N.A.</b>              | <b>N.A.</b>              |
| (2)           | <b>Foreign</b>  |  |              |             |                                |                          |                          |
| (a)           | Individuals (Non Resident/Foreign)  |  |              |             |                                |                          |                          |
| (b)           | <b>Bodies Corporate</b>   |  |              |             |                                |                          |                          |
| (c)           | Institutions  |  |              |             |                                |                          |                          |
| (d)           | Any Other (specify)   |  |              |             |                                |                          |                          |
|               | <b>Sub-Total (A)(2)</b>   | <b>N.A.</b>  | <b>N.A.</b>  | <b>N.A.</b> | <b>N.A.</b>                    | <b>N.A.</b>              | <b>N.A.</b>              |
|               | Total Shareholding of Promoter and Promoter Group (A)=(A)(1) + (A)(2)                   |  |              |             |                                |                          |                          |
| <b>(B)</b>    | <b>Public Shareholding</b>  |  |              |             |                                |                          |                          |
| (1)           | <b>Institutions</b>   |  |              |             |                                |                          |                          |
| (a)           | Mutual Funds/UTI  |  |              |             |                                |                          |                          |
| (b)           | Financial Institutions/Banks  |  |              |             |                                |                          |                          |
| (c)           | Central/State Government(s)   |  |              |             |                                |                          |                          |
| (d)           | Venture Capital Funds   |  |              |             |                                |                          |                          |
| (e)           | Insurance Companies   |  |              |             |                                |                          |                          |
| (f)           | Foreign Institutional Investors   |  |              |             |                                |                          |                          |
| (g)           | Foreign Venture Capital Investors   |  |              |             |                                |                          |                          |
| (h)           | Any Other (specify)   |  |              |             |                                |                          |                          |
|               | <b>Sub-Total (B) (1)</b>  | <b>N.A.</b>  | <b>N.A.</b>  | <b>N.A.</b> | <b>N.A.</b>                    | <b>N.A.</b>              | <b>N.A.</b>              |
| (2)           | <b>Non Institutions</b>   |  |              |             |                                |                          |                          |
| (a)           | Bodies Corporate  |  |              |             |                                |                          |                          |
| (b)           | <b>Individuals</b>  |  |              |             |                                |                          |                          |
|               | i. Individual shareholders holding nominal share capital upto Rs. 1 lakh                |  |              |             |                                |                          |                          |
|               | ii. Individual shareholders holding nominal share capital in excess of Rs. 1 lakh.      |  |              |             |                                |                          |                          |
| (c)           | Any Other (specify)   |  |              |             |                                |                          |                          |
|               | <b>Sub-Total (B) (2)</b>  | <b>N.A.</b>  | <b>N.A.</b>  | <b>N.A.</b> | <b>N.A.</b>                    | <b>N.A.</b>              | <b>N.A.</b>              |
|               | <b>TOTAL (A) + (B)</b>  | <b>N.A.</b>  | <b>N.A.</b>  | <b>N.A.</b> | <b>N.A.</b>                    | <b>N.A.</b>              | <b>N.A.</b>              |
| <b>(C)</b>    | <b>Shares held by Custodians and against which Depository Receipts have been issued</b> |  |              |             |                                |                          |                          |
|               | <b>GRAND TOTAL (A)+(B)+(C)</b>  | <b>N.A.</b>  | <b>N.A.</b>  | <b>N.A.</b> | <b>N.A.</b>                    | <b>N.A.</b>              | <b>N.A.</b>              |

