



Introductory sub-table (I)(a)

Name of the Company: MODERN INDIA LIMITED		30 SEP 2013	
Scrip Code: 500720	Name of the scrip: MODERN	class of security: EQUITY	
AS ON: 30.09.2013			
Partly paid-up shares:-	No. of partly paid-up shares	As a % of total no. of partly paid-up shares	As a % of total no. of shares of the company
Held by promoter/promoter group	0	0	0
Held by public	0	0	0
		0	
Total - D	0	0	0
Outstanding convertible securities:-	No. of outstanding securities	As a % of total no. of outstanding convertible securities	As a % of total no. of shares of the company, assuming full conversion of the convertible securities
Held by promoter/promoter group	0	0	0
Held by public	0	0	0
Total - E	0	0	0
Warrants:-	No. of warrants	As a % of total no. of warrants	As a % of total no. of shares of the company, assuming full conversion of warrants
Held by promoter/promoter group	0	0	0
Held by public	0	0	0
Total - F	0	0	0
Total paid-up capital of the company, assuming full conversion of warrants and convertible securities		37542750	




30/9/2013

Statement Showing Shareholding Pattern								
			Table (I)(a)					
Category code	Category of Shareholder	Number of Shareholders	Total number of shares	Number of shares held in dematerialized form	Total shareholding as a percentage of total number of shares		Shares Pledged or otherwise encumbered	
					As a percentage of (A+B) ¹	As a percentage of (A+B+C)	Number of shares	As a percentage
(I)	(II)	(III)	(IV)	(V)	(VI)	(VII)	(VIII)	(IX) = (VIII)/(IV)*100
(A)	Shareholding of Promoter							
1	Indian							
(a)	Individuals/ Hindu Undivided Family	6	152855	152855	0.41	0.41	0	0.00
(b)	Central Government/ State Government(s)	0	0	0	0.00	0.00	0	0.00
(c)	Bodies Corporate	7	28004207	28004207	74.59	74.59	0	0.00
(d)	Financial Institutions/ Banks	0	0	0	0.00	0.00	0	0.00
(e)	Any Others(Specify)	0	0	0	0.00	0.00	0	0.00
(e-i)					0.00	0.00	0	0.00
(e-ii)					0.00	0.00	0	0.00
	Sub Total(A)(1)	13	28157062	28157062	75.00	75.00	0	0.00
2	Foreign							
a	Individuals (Non-Residents Individuals/ Foreign Individuals)	0	0	0	0.00	0.00	0.00	0.00
b	Bodies Corporate	0	0	0	0.00	0.00	0.00	0.00
c	Institutions	0	0	0	0.00	0.00	0.00	0.00
d	Qualified Foreign Investor	0	0	0	0.00	0.00	0.00	0.00
d-i	Any Others(Specify)							0.00
d-ii								0.00
	Sub Total(A)(2)	0	0	0	0.00	0.00	0	0.00
	Total Shareholding of Promoter and Promoter Group (A)= (A)(1)+(A)(2)	13	28157062	28157062	75.00	75.00	0	0.00
(B)	Public shareholding							



30 SEP 2013

1	Institutions							
(a)	Mutual Funds/ UTI	0	0	0	0.00	0.00	0.00	0.00
(b)	Financial Institutions / Banks	10	854675	803200	2.28	2.28	0.00	0.00
(c)	Central Government/ State Government(s)	0	0	0	0.00	0.00	0.00	0.00
(d)	Venture Capital Funds	0	0	0	0.00	0.00	0.00	0.00
(e)	Insurance Companies	3	1124541	1124041	3.00	3.00	0.00	0.00
(f)	Foreign Institutional Investors	1	188000	188000	0.50	0.50	0.00	0.00
(g)	Foreign Venture Capital Investors	0	0	0	0.00	0.00	0.00	0.00
(h)	Qualified Foreign Investor	0	0	0	0.00	0.00	0.00	0.00
(h-i)	Any Other (specify)				0.00	0.00		
(h-ii)					0.00	0.00		
	Sub-Total (B)(1)	14	2167216	2115241	5.77	5.77		
B 2	Non-institutions							
(a)	Bodies Corporate	81	5247406	5237006	13.98	13.98	0.00	0.00
(b)	Individuals				0.00	0.00	0.00	0.00
	Individuals -i. Individual shareholders holding nominal share capital up to Rs 1 lakh	3406	1645672	704627	4.38	4.38		
I							0.00	0.00
II	ii. Individual shareholders holding nominal share capital in excess of Rs. 1 lakh.	0	0	0	0.00	0.00		
							0.00	0.00
(c)	Qualified Foreign Investor	0	0	0	0	0	0	0
(c-i)	Directors & Relatives	2	1405	1230	0.00	0.00	0.00	0.00
(c-ii)	Non Resident Indians	17	40540	6165	0.11	0.11	0.00	0.00
	ii) Overseas Corporate Bodies	1	250000	0	0.67	0.67	0.00	0.00
	iv) Clearing Member	0	0	0	0.00	0.00	0.00	0.00
(c-v)	Hindu Undivided Families	49	33449	33449	0.09	0.09	0	0.00
	Sub-Total (B)(2)	3556	7218472	5982477	19.23	19.23	0	0.00
(B)	Total Public Shareholding (B)= (B)(1)+(B)(2)	3570	9385688	8097718	25.00	25.00	0	0.00
	TOTAL (A)+(B)	3583	37542750	36254780	100.00	100.00	0	0.00



30/9/13

(C)	Shares held by Custodians and against which Depository Receipts have been issued							
1	Promoter and Promoter Group	0	0	0	0	0.00	0	0.00
2	Public	0	0	0	0	0.00	0	0.00
	Sub-Total (C)	0	0	0	0	0	0	0
	GRAND TOTAL (A)+(B)	3583	37542750	36254780	100.00	100.00	0	0.00



30 SEP 2013

(D)(b) Statement showing holding of securities (including shares, warrants, convertible securities) of persons belonging to the category "Promoter and Promoter Group"

Sr. No.	Name of the shareholder	Details of Shares held		Encumbered shares (*)			Details of warrants		Details of convertible securities		Total shares (including underlying shares assuming full conversion of warrants and convertible securities) as a % of diluted share capital
		Number of shares held	As a % of grand total (A)+(B)+(C)	No.	As a percentage	As a % of grand total (A)+(B)+(C) of sub-clause (I)(a)	Number of warrants held	As a % total number of warrants of the same class	Number of convertible securities held	As a % total number of convertible securities of the same class	
(i)	(ii)	(iii)	(iv)	(v)	(vi) = (v)/(iii)*100	(vii)	(viii)	(ix)	(x)	(xi)	(xii)
1	MUDIT VIJAYKUMAR JATIA	15000	0.04	0	0.00	0.00	0	0	0	0	0.04
2	GAURI JATIA	17850	0.05	0	0.00	0.00	0	0	0	0	0.05
3	VIJAY KUMAR JATIA	23912	0.06	0	0.00	0.00	0	0	0	0	0.06
5	VEDANT JATIA	15000	0.04	0	0.00	0.00	0	0	0	0	0.04
6	SIDHANT VIJAY KUMAR JATIA	15000	0.04	0	0.00	0.00	0	0	0	0	0.04
7	VIJAYKUMAR MAHABIRPRASAD JATIA	66093	0.18	0	0.00	0.00	0	0	0	0	0.18
8	REE RANI SATI INVESTMENT AND FINANCE LTD	8299108	22.11	0	0.00	0.00	0	0	0	0	22.11
9	ANDESCENT TRADERS PVT LTD	1530000	4.08	0	0.00	0.00	0	0	0	0	4.08
10	ALCYONE TRADING COMPANY PVT LTD	1530000	4.08	0	0.00	0.00	0	0	0	0	4.08
11	IGNATIUS TRADING COMPANY PVT LTD	1530000	4.08	0	0.00	0.00	0	0	0	0	4.08
12	SARAT LEASING AND FINANCE LIMITED	7707500	20.53	0	0.00	0.00	0	0	0	0	20.53
13	CAMELLIA MERCANTILE PVT LTD	1635591	4.36	0	0.00	0.00	0	0	0	0	4.36
14	F PUDUMJEE INVESTMENT COMPANY LTD	5772008	15.37	0	0.00	0.00	0	0	0	0	15.37
	TOTAL	28157062	75.00	0	0.00	0.00	0	0	0	0	75.00


(*) The term "encumbrance" has the same meaning as assigned to it in regulation 28(3) of the SAST Regulations, 2011



30 SEP 2013

(I)(c)(i) Statement showing holding of securities (including shares, warrants, convertible securities) of persons belonging to the category "Public" and holding more than 1% of the total number of shares


Sr. No.	Name of the shareholder	Number of shares held	Shares as a percentage of total number of shares {i.e., Grand Total (A)+(B)+(C) indicated in Statement at para (I)(a) above}	Details of warrants		Details of convertible securities		Total shares (including underlying shares assuming full conversion of warrants and convertible securities) as a % of diluted share capital
				Number of warrants held	As a % total number of warrants of the same class	Number of convertible securities held	% w.r.t total number of convertible securities of the same class	
1	STATE BANK OF INDIA SAMB BANGALC	753200	2.01	0	0	0	0	2.01
2	UNITED INDIA INSURANCE COMPANY LIMITED	824041	2.19	0	0	0	0	2.19
3	SHREE GLOBAL TRADEFIN LTD	950000	2.53	0	0	0	0	2.53
4	OGARDHANI EXPORTS PVT LTD	940000	2.50	0	0	0	0	2.50
5	MILLENNIUM COMMERCIAL PVT LTD	533946	1.42	0	0	0	0	1.42
6	JAIPURIA SILK MILLS PRIVATE LTD	950000	2.53	0	0	0	0	2.53
7	MEGA RESOURCES LTD	742594	1.98	0	0	0	0	1.98
TOTAL		5693781	15.17	0	0	0	0	15.17



(D)(d) Statement showing details of locked-in shares

30 SEP 2013

Sr. No.	Name of the shareholder	Number of locked-in shares	Locked-in shares as a percentage of total number of shares {i.e., Grand Total (A)+(B)+(C) indicated in Statement at para (I)(a) above}	Promoter /Promter Group/Pu blic
	NIL		0.00	
TOTAL		0	0.00	



(II)(a) Statement showing details of Depository Receipts (DRs)

3-75

30 SEP 2012

Sr. No.	Type of outstanding DR (ADRs, GDRs, SDRs, etc.)	Number of outstanding DRs	Number of shares underlying outstanding DRs	Shares underlying outstanding DRs as a percentage of total number of shares {i.e., Grand Total (A)+(B)+(C) indicated in Statement at para (I)(a) above}
1	NIL			0.00
TOTAL		0	0	0.00



(III)(b) Statement showing holding of Depository Receipts (DRs), where underlying shares held by "promoter/promoter group" are in excess of 1% of the total number of shares

5
3.1/9

Sr. No.	Name of the DR Holder	Type of outstanding DR (ADRs, GDRs, SDRs, etc.)	Number of shares underlying outstanding DRs	Shares underlying outstanding DRs as a percentage of total number of shares i.e., Grand Total (A)+(B)+(C) indicated in Statement at para (D)(a) above
1	NIL			0.00
TOTAL			0	0.00