

MODERN INDIA LTD.



MODERN INDIA
ENTERPRISE

MODERN CENTRE,
SANE GURUJI MARG,
MAHALAXMI,
MUMBAI 400 011.

P : + 91 22 6662 4181
F : + 91 22 2307 5787 / 2300 4230
E : info@modernindia.co.in

08.01.2014

The Secretary
Bombay Stock Exchange Ltd.
Corporate Services Department
1st Floor, PJ Towers, Dalal Street
Mumbai 400 001.

09 JAN 2014

Dear Sirs,

Sub: Shareholding Pattern under Clause 35

Ref: Scrip Code - 503015

With reference to Clause 35 of the Listing Agreement, please find enclosed herewith Shareholding Pattern as on 31st December, 2013

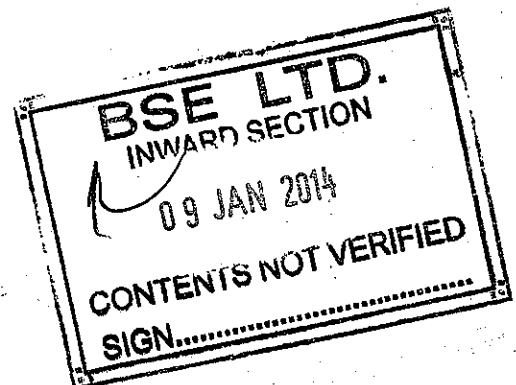
Please acknowledge the receipt.

Thanking you,

Yours faithfully,
For **MODERN INDIA LIMITED**

(Parind Badshah)
Company Secretary

Encl: As above



Introductory sub-table (I)(a)

DEC 2013


Name of the Company:MODERN INDIA LIMITED			
Scrip Code:503015	Name of the scrip: MODERN	class of security:EQUITY	
AS ON: 31.12.2013			
	No. of partly paid-up shares	As a % of total no. of partly paid-up shares	As a % of total no. of shares of the company
Partly paid-up shares:-			
Held by promoter/promoter group	0	0	0
Held by public	0	0	0
		0	
Total - D	0	0	0
	No. of outstanding securities	As a % of total no. of outstanding convertible securities	As a % of total no. of shares of the company, assuming full conversion of the convertible securities
Outstanding convertible securities:-			
Held by promoter/promoter group	0	0	0
Held by public	0	0	0
Total - E	0	0	0
	No. of warrants	As a % of total no. of warrants	As a % of total no. of shares of the company, assuming full conversion of warrants
Warrants:-			
Held by promoter/promoter group	0	0	0
Held by public	0	0	0
Total - F	0	0	0
Total paid-up capital of the company, assuming full conversion of warrants and convertible securities			
	37542750		




Statement Showing Shareholding Pattern

31 DEC 2013

Category Code	Category of Shareholder	Number of Shareholders	Table (I)(a)		Total shareholding as a percentage of total number of shares		Shares Pledged or otherwise encumbered	
			Total number of shares	Number of shares held in dematerialized form	As a percentage of (A+B) ¹	As a percentage of (A+B+C)	Number of shares	As a percentage
(I)	(II)	(III)	(IV)	(V)	(VI)	(VII)	(VIII)	(IX)= (VIII)/(IV)*100
(A)	Shareholding of Promoter							
1	Indian							
(a)	Individuals/ Hindu Undivided Family	6	152855	152855	0.41	0.41	0	0.00
(b)	Central Government/ State Government(s)	0			0.00	0.00	0	0.00
(c)	Bodies Corporate	7	28004207	28004207	74.59	74.59	0	0.00
(d)	Financial Institutions/ Banks	0	0	0	0.00	0.00	0	0.00
(e)	Any Others(Specify)	0	0	0	0.00	0.00	0	0.00
(e-i)					0.00	0.00	0	0.00
(e-ii)					0.00	0.00	0	0.00
	Sub Total(A)(1)	13	28157062	28157062	75.00	75.00	0	0.00
2	Foreign							
a	Individuals (Non-Residents Individuals/ Foreign Individuals)	0	0	0	0.00	0.00	0.00	0.00
b	Bodies Corporate	0	0	0	0.00	0.00	0.00	0.00
c	Institutions	0	0	0	0.00	0.00	0.00	0.00
d	Qualified Foreign Investor	0	0	0	0.00	0.00	0.00	0.00
d-i	Any Others(Specify)							0.00
d-ii								0.00
	Sub Total(A)(2)	0	0	0	0.00	0.00	0	0.00
	Total Shareholding of Promoter and Promoter Group (A)= (A)(1)+(A)(2)	13	28157062	28157062	75.00	75.00	0	0.00
(B)	Public shareholding							
1	Institutions							
(a)	Mutual Funds/ UTI	0	0	0	0.00	0.00	0.00	0.00
(b)	Financial Institutions/ Banks	10	854675	803200	2.28	2.28	0.00	0.00
(c)	Central Government/ State Government(s)	0	0	0	0.00	0.00	0.00	0.00
(d)	Venture Capital Funds	0	0	0	0.00	0.00	0.00	0.00



(e)	Insurance Companies	3	1124541	1124041	3.00	3.00	0.00	0.00
(f)	Foreign Institutional Investors	1	848000	848000	2.26	2.26	0.00	0.00
(g)	Foreign Venture Capital Investors	0	0	0	0.00	0.00	0.00	0.00
(h)	Qualified Foreign Investor	0	0	0	0.00	0.00	0.00	0.00
(h-i)	Any Other (specify)				0.00	0.00		
(h-ii)					0.00	0.00		
	Sub-Total (B)(1)	14	2827216	2775241	7.53	7.53		
B 2	Non-institutions							
(a)	Bodies Corporate	84	4587424	4577024	12.22	12.22	0.00	0.00
(b)	Individuals				0.00	0.00	0.00	0.00
	Individuals -i. Individual shareholders holding nominal share capital up to Rs 1 lakh	3383	1646951	707981	4.39	4.39		
I							0.00	0.00
II	ii. Individual shareholders holding nominal share capital in excess of Rs. 1 lakh.	0	0	0	0.00	0.00		
							0.00	0.00
(c)	Qualified Foreign Investor	0	0	0	0	0	0	0
(c-i)	Directors & Relatives	2	1405	1230	0.00	0.00	0.00	0.00
(c-ii)	Non Resident Indians	17	40540	6165	0.11	0.11	0.00	0.00
(c-iii)	Overseas Corporate Bodies	1	250000	0	0.67	0.67	0.00	0.00
(c-iv)	Clearing Member	0	0	0	0.00	0.00	0.00	0.00
(c-v)	Hindu Undivided Families	48	32152	32152	0.09	0.09	0	0.00
	Sub-Total (B)(2)	3535	6558472	5324552	17.47	17.47	0	0.00
(B)	Total Public Shareholding (B)= (B)(1)+(B)(2)	3549	9385688	8099793	25.00	25.00	0	0.00
	TOTAL (A)+(B)	3562	37542750	36256855	100.00	100.00	0	0.00
(C)	Shares held by Custodians and against which Depository Receipts have been issued							
1	Promoter and Promoter Group	0	0	0	0	0.00	0	0.00
2	Public	0	0	0	0	0.00	0	0
	Sub-Total (C)	0	0	0	0	0	0	0
	GRAND TOTAL (A)+(B)+	3562	37542750	36256855	100.00	100.00	0	0.00



31 DEC 2013

(1)(b) Statement showing holding of securities (including shares, warrants, convertible securities) of persons belonging to the category "Promoter and Promoter Group".

Sr. No.	Name of the shareholder	Details of Shares held			Encumbered shares (*)	Details of warrants		Details of convertible securities		Total shares (including underlying shares assuming full conversion of warrants and convertible securities) as a % of diluted share capital
		Number of shares held	As a % of grand total (A)+(B)+(C)	No.		As a percentage $V1=(V1/III)*100$	Number of warrants held	As a % total number of warrants of the same class	Number of convertible securities held	
(I)	(II)	(III)	(IV)	(V)	(VI)	(VII)	(VIII)	(IX)	(X)	(XI)
1	MUDIT VIJAYKUMAR JATIA	15000	0.04	0	0.00	0	0	0	0	0.04
2	GAURI JATIA	17850	0.05	0	0.00	0	0	0	0	0.05
3	VIJAY KUMAR JATIA - HUF	23912	0.06	0	0.00	0	0	0	0	0.06
5	VEDANT JATIA	15000	0.04	0	0.00	0	0	0	0	0.04
6	SIDHANT VIJAY KUMAR JATIA	15000	0.04	0	0.00	0	0	0	0	0.04
7	VIJAYKUMAR MAHABIRPASAD JATIA	66093	0.18	0	0.00	0	0	0	0	0.18
8	SHREE RANI SATI INVESTMENT AND FINANCE LTD	8299108	22.11	0	0.00	0	0	0	0	22.11
9	CANDESCENT TRADERS PVT LTD	1530000	4.08	0	0.00	0	0	0	0	4.08
10	ALCYONE TRADING COMPANY PVT LTD	1530000	4.08	0	0.00	0	0	0	0	4.08
11	IGNATIUS TRADING COMPANY PVT LTD	1530000	4.08	0	0.00	0	0	0	0	4.08
12	SARAT LEASING AND FINANCE LIMITED	7707500	20.53	0	0.00	0	0	0	0	20.53
13	CAMELLIA MERCANTILE PVT LTD	1635591	4.36	0	0.00	0	0	0	0	4.36
14	IF PUDUMJEE INVESTMENT COMPANY LTD	5772008	15.37	0	0.00	0	0	0	0	15.37
TOTAL		28157062	75.00	0	0.00	0	0	0	0	75.00

(*) The term "encumbrance" has the same meaning as assigned to it in regulation 28(3) of the SAST Regulations, 2011



(1)(c)(f) Statement showing holding of securities (including shares, warrants, convertible securities) of persons belonging to the category "Public" and holding more than 1% of the total number of shares

31 DEC 2013

Sr. No.	Name of the shareholder	Number of shares held	Shares as a percentage of total number of shares i.e., Grand Total (A)+(B)+(C) indicated in Statement at para (I)(a) above;	Details of warrants		Details of convertible securities		Total shares (including underlying shares assuming full conversion of warrants and convertible securities) as a % of diluted share capital
				Number of warrants held	As a % of total number of warrants of the same class	Number of convertible securities held	% w.r.t total number of convertible securities of the same class	
1	STATE BANK OF INDIA SAMB BANGALC UNITED INDIA INSURANCE COMPANY LIMITED	753200	2.01	0	0	0	0	2.01
2	SHREE GLOBAL TRADEFIN LTD	824041	2.19	0	0	0	0	2.19
3	OGARDHANI EXPORTS PVT LTD	950000	2.53	0	0	0	0	2.53
4	MILLENNIUM COMMERCIAL PVT LTD	495000	1.32	0	0	0	0	1.32
5	LTS INVESTMENT FUND LTD	539513	1.44	0	0	0	0	1.44
6	JAI PURIA SILK MILLS PRIVATE LTD	848000	2.26	0	0	0	0	2.26
7	MEGA RESOURCES LTD	735000	1.96	0	0	0	0	1.96
8	MEGA RESOURCES LTD	742594	1.98	0	0	0	0	1.98
	TOTAL	5887348	15.68	0	0	0	0	15.68



31 DEC 2013

(D)(c)(ii) Statement showing holding of securities (including shares, warrants, convertible securities) of persons (together with PAC) belonging to the category "Public" and holding more than 5% of the total number of shares of the company

Sr. No.	Name(s) of the shareholder(s) and the Persons Acting in Concert (PAC) with them	Number of shares	Shares as a percentage of total number of shares {i.e., Grand Total (A)+(B)+(C) indicated in Statement at para (D)(a) above}	Details of warrants			Details of convertible securities			Total shares (including underlying shares assuming full conversion of warrants and convertible securities) as a % of diluted share capital
				Number of warrants	As a % total number of warrants of the same class	Number of convertible securities held	% w.r.t total number of convertible securities of the same class			
	NIL		0.00	0	0	0	0		0	
			0.00	0	0		0		0	
TOTAL		0	0.00	0	0	0	0		0	



(I)(d) Statement showing details of locked-in shares

31 DEC 2012

Sr. No.	Name of the shareholder	Number of locked-in shares	Locked-in shares as a percentage of total number of shares {i.e., Grand Total (A)+(B)+(C) indicated in Statement at para (I)(a) above}	Promoter /Promter Group/Pu blic
	NIL		0.00	
TOTAL		0	0.00	



(D)(a) Statement showing details of Depository Receipts (DRs)

31 DEC 2013

Sr. No.	Type of outstanding DR (ADRs, GDRs, SDRs, etc.)	Number of outstanding DRs	Number of shares underlying outstanding DRs	Shares underlying outstanding DRs as a percentage of total number of shares {i.e., Grand Total (A)+(B)+(C) indicated in Statement at para (D)(a) above}
1	NIL			0.00
TOTAL		0	0	0.00



31 DEC 2013

(II)(b) Statement showing holding of Depository Receipts (DRs), where underlying s
by "promoter/promoter group" are in excess of 1% of the total number of sh

Sr. No.	Name of the DR Holder	Type of outstanding DR (ADRs, GDRs, SDRs, etc.)	Number of shares underlying outstanding DRs
1	NIL		
TOTAL			0

