

**MODERN** INDIA  
ENTERPRISE

1, MITTAL CHAMBERS  
228, NARIMAN POINT,  
MUMBAI 400 021.

P : + 91 22 6744 4200  
F : + 91 22 6744 4300  
E : [info@modernindia.co.in](mailto:info@modernindia.co.in)  
W : [www.modernindia.co.in](http://www.modernindia.co.in)

**06 APR 2015**

The Secretary  
Bombay Stock Exchange Ltd.  
Corporate Services Department  
1<sup>st</sup> Floor, PJ Towers, Dalal Street  
Mumbai - 400 001.

Dear Sirs,


**SUB: SHAREHOLDING PATTERN UNDER CLAUSE 35**  
**REF: SCRIP CODE - 503015**

With reference to Clause 35 of the Listing Agreement, please find enclosed herewith Shareholding Pattern as on **March 31, 2015**.

Please acknowledge the receipt.

Thanking you,

Yours faithfully,  
For **MODERN INDIA LIMITED**

  
**(Parind Badshah)**

Vice President and Company Secretary

Address: 1, Mittal Chambers, 228, Nariman Point, Mumbai -400 021.

FCS No: 5414

Encl: As above

31 MAR 2015


## Introductory sub-table (I)(a)

<b>Name of the Company:MODERN INDIA LIMITED</b>			
<b>Scrip Code:503015</b>	<b>Name of the scrip: MODERN</b>	<b>class of security:EQUITY</b>	
<b>QUARTER ENDED: 31.03.2015</b>			
<b>Partly paid-up shares:-</b>	<b>No. of partly paid-up shares</b>	<b>As a % of total no. of partly paid-up shares</b>	<b>As a % of total no. of shares of the company</b>
Held by promoter/promoter group	0	0	0
Held by public	0	0	0
		0	
<b>Total - D</b>	<b>0</b>	<b>0</b>	<b>0</b>
<b>Outstanding convertible securities:-</b>	<b>No. of outstanding securities</b>	<b>As a % of total no. of outstanding convertible securities</b>	<b>As a % of total no. of shares of the company, assuming full conversion of the convertible securities</b>
Held by promoter/promoter group	0	0	0
Held by public	0	0	0
<b>Total - E</b>	<b>0</b>	<b>0</b>	<b>0</b>
<b>Warrants:-</b>	<b>No. of warrants</b>	<b>As a % of total no. of warrants</b>	<b>As a % of total no. of shares of the company, assuming full conversion of warrants</b>
Held by promoter/promoter group	0	0	0
Held by public	0	0	0
<b>Total - F</b>	<b>0</b>	<b>0</b>	<b>0</b>
<b>Total paid-up capital of the company, assuming full conversion of warrants and convertible securities</b>		<b>37542750</b>	



## Statement Showing Shareholding Pattern

Category Code	Category of Shareholder	Number of Shareholders	Table (I)(a)		Total shareholding as a percentage of total number of shares		Shares Pledged or otherwise encumbered	
			Total number of shares	Number of shares held in dematerialized form	As a percentage of (A+B) <sup>1</sup>	As a percentage of (A+B+C)	Number of shares	As a percentage
(I)	(II)	(III)	(IV)	(V)	(VI)	(VII)	(VIII)	(IX) = (VIII)/(IV)*100
<b>(A)</b>	<b>Shareholding of Promoter and</b>							
<b>1</b>	<b>Indian</b>							
(a)	Individuals/ Hindu Undivided Family	5	152855	152855	0.41	0.41	0	0.00
(b)	Central Government/ State Government(s)	0			0.00	0.00	0	0.00
(c)	Bodies Corporate	7	28004207	28004207	74.59	74.59	0	0.00
(d)	Financial Institutions/ Banks	0	0	0	0.00	0.00	0	0.00
(e)	Any Others(Specify)	0	0	0	0.00	0.00	0	0.00
e-i)					0.00	0.00	0	0.00
e-ii)					0.00	0.00	0	0.00
	<b>Sub Total(A)(1)</b>	<b>12</b>	<b>28157062</b>	<b>28157062</b>	<b>75.00</b>	<b>75.00</b>	<b>0</b>	<b>0.00</b>
<b>2</b>	<b>Foreign</b>							
a	Individuals (Non-Residents Individuals/ Foreign Individuals)	0	0	0	0.00	0.00	0.00	0.00
b	Bodies Corporate	0	0	0	0.00	0.00	0.00	0.00
c	Institutions	0	0	0	0.00	0.00	0.00	0.00
d	Qualified Foreign Investor	0	0	0	0.00	0.00	0.00	0.00
d-i	Any Others(Specify)							0.00
d-ii								0.00
	<b>Sub Total(A)(2)</b>	<b>0</b>	<b>0</b>	<b>0</b>	<b>0.00</b>	<b>0.00</b>	<b>0</b>	<b>0.00</b>
	<b>Total Shareholding of Promoter and Promoter Group (A)= (A)(1)+(A)(2)</b>	<b>12</b>	<b>28157062</b>	<b>28157062</b>	<b>75.00</b>	<b>75.00</b>	<b>0</b>	<b>0.00</b>
<b>(B)</b>	<b>Public shareholding</b>							
<b>1</b>	<b>Institutions</b>							
(a)	Mutual Funds/ UTI	0	0	0	0.00	0.00	0.00	0.00
(b)	Financial Institutions / Banks	10	854675	803200	2.28	2.28	0.00	0.00



31 MAR 2015

(c)	Central Government/ State Government(s)	0	0	0	0.00	0.00	0.00	0.00
(d)	Venture Capital Funds	0	0	0	0.00	0.00	0.00	0.00
(e)	Insurance Companies	3	1124541	1124041	3.00	3.00	0.00	0.00
(f)	Foreign Institutional Investors	3	4461519	4461519	11.88	11.88	0.00	0.00
(g)	Foreign Venture Capital Investors	0	0	0	0.00	0.00	0.00	0.00
(h)	Qualified Foreign Investor	0	0	0	0.00	0.00	0.00	0.00
h-i)	Any Other (specify)				0.00	0.00		
h-ii)					0.00	0.00		
	<b>Sub-Total (B)(1)</b>	<b>16</b>	<b>6440735</b>	<b>6388760</b>	<b>17.16</b>	<b>17.16</b>		
<b>B 2</b>	<b>Non-institutions</b>							
(a)	Bodies Corporate	66	992114	990789	2.64	2.64	0.00	0.00
(b)	Individuals				0.00	0.00	0.00	0.00
I	Individuals -i. Individual shareholders holding nominal share capital up to Rs 1 lakh	3293	1619718	699348	4.31	4.31	0.00	0.00
II	ii. Individual shareholders holding nominal share capital in excess of Rs. 1 lakh.	0	0	0	0.00	0.00	0.00	0.00
(c)	Qualified Foreign Investor	0	0	0	0	0	0	0
(d)	Any Other (specify)							
l-i)	Directors & Relatives	1	1230	1230	0.00	0.00	0.00	0.00
l-ii)	Non Resident Indians	21	43590	9190	0.12	0.12	0.00	0.00
l-iii)	Overseas Corporate Bodies	1	250000	0	0.67	0.67	0.00	0.00
l-iv)	Clearing Member	1	36	36	0.00	0.00	0.00	0.00
l-v)	Hindu Undivided Families	48	38265	38265	0.10	0.10	0	0.00
	<b>Sub-Total (B)(2)</b>	<b>3431</b>	<b>2944953</b>	<b>1738858</b>	<b>7.84</b>	<b>7.84</b>	<b>0</b>	<b>0.00</b>
<b>(B)</b>	<b>Total Public Shareholding (B)= (B)(1)+(B)(2)</b>	<b>3447</b>	<b>9385688</b>	<b>8127618</b>	<b>25.00</b>	<b>25.00</b>	<b>0</b>	<b>0.00</b>
	<b>TOTAL (A)+(B)</b>	<b>3459</b>	<b>37542750</b>	<b>36284680</b>	<b>100.00</b>	<b>100.00</b>	<b>0</b>	<b>0.00</b>
<b>(C)</b>	<b>Shares held by Custodians and against which Depository Receipts have been issued</b>							
1	Promoter and Promoter Group	0		0	0	0.00	0	0.00
2	Public	0	0	0	0	0.00	0	0
	<b>Sub-Total (C)</b>	<b>0</b>	<b>0</b>	<b>0</b>	<b>0</b>	<b>0</b>	<b>0</b>	<b>0</b>
	<b>GRAND TOTAL (A)+(B)+(C)</b>	<b>3459</b>	<b>37542750</b>	<b>36284680</b>	<b>100.00</b>	<b>100.00</b>	<b>0</b>	<b>0.00</b>




31 MAR 2015

(1)(b) Statement showing holding of securities (including shares, warrants, convertible securities) of persons belonging to the category "Promoter and Promoter Group"

Sl. No.	Name of the shareholder	Details of Shares held			Encumbered shares (*)	Details of warrants		Details of convertible securities		Total shares (including underlying shares assuming full conversion of warrants and convertible securities) as a % of diluted share capital
		Number of shares held	As a % of Grand total (A)+(B)+(C)	No.		As a % of percentage $(V)=(V1)/(W)*100$	As a % of grand total (A)+(B)+(C) of sub-clause (D)(a)	Number of warrants held	As a % total number of warrants of the same class	
0		(H)	(I)	(J)		(K)	(L)	(M)	(N)	(O)
1	MUDIT VIJAYKUMAR JATIA	15000	0.04	0	0.00	0.00	0	0	0	0.04
2	GAURI JATIA	17850	0.05	0	0.00	0.00	0	0	0	0.05
3	VEDANT JATIA	15000	0.04	0	0.00	0.00	0	0	0	0.04
4	VIJAYKUMAR MAHABIRPRASAD JATIA	90005	0.24	0	0.00	0.00	0	0	0	0.24
5	SIDHANT VIJAYKUMAR JATIA	15000	0.04	0	0.00	0.00	0	0	0	0.04
6	SHREE RANI SATI INVESTMENT AND FINANCE LTD	8299108	22.11	0	0.00	0.00	0	0	0	22.11
7	CANDESCENT TRADERS PVT LTD	1530000	4.08	0	0.00	0.00	0	0	0	4.08
8	ALCYONE TRADING COMPANY PVT LTD	1530000	4.08	0	0.00	0.00	0	0	0	4.08
9	IGNATIUS TRADING AND FINANCE PVT LTD	1530000	4.08	0	0.00	0.00	0	0	0	4.08
10	**SARAT LEASING AND FINANCE LIMITED	7707500	20.53	0	0.00	0.00	0	0	0	20.53
11	CAMELLIA MERCANTILE PVT LTD	1635591	4.36	0	0.00	0.00	0	0	0	4.36
12	**F.PUDUMJEE INVESTMENT COMPANY LIMITED	5772008	15.37	0	0.00	0.00	0	0	0	15.37
<b>TOTAL</b>		<b>28157062</b>	<b>75.00</b>	<b>0</b>	<b>0.00</b>	<b>0.00</b>	<b>0</b>	<b>0</b>	<b>0</b>	<b>75.00</b>

(\*) The term "encumbrance" has the same meaning as assigned to it in regulation 28(3) of the SAST Regulations, 2011

\*\* Pursuant to conversion of the Company the names of SARAT LEASING AND FINANCE LIMITED & F.PUDUMJEE INVESTMENT COMPANY LIMITED have been changed to Sarat Leasing and Finance Private Limited and F.Pudumjee Investment Company Private Limited respectively w.e.f. 20.02.2015



31 MAR 2015

(1)(c)(i) Statement showing holding of securities (including shares, warrants, convertible securities) of persons belonging to the category "Public" and holding more than 1% of the total number of shares

Sr. No.	Name of the shareholder	Number of shares held	Shares as a percentage of total number of shares {i.e., Grand Total (A)+(B)+(C) indicated in Statement at para (1)(a) above}	Details of warrants			Details of convertible securities		Total shares (including underlying shares assuming full conversion of warrants and convertible securities) as a % of diluted share capital
				Number of warrants held	As a % of total number of warrants of the same class	Number of convertible securities held	% w.r.t total number of convertible securities of the same class		
1	STATE BANK OF INDIA S&MB BANGALORE	753200	2.01	0	0	0	0	2.01	
2	UNITED INDIA INSURANCE COMPANY LIMITED	824041	2.19	0	0	0	0	2.19	
3	ERISKA INVESTMENT FUND LTD	1765000	4.70	0	0	0	0	4.70	
4	APMS INVESTMENT FUND LTD	980000	2.61	0	0	0	0	2.61	
5	LTS INVESTMENT FUND LTD	1716519	4.57	0	0	0	0	4.57	
6	MILLENNIUM COMMERCIAL PRIVATE LTD	552042	1.47	0	0	0	0	1.47	
<b>TOTAL</b>		<b>6590802</b>	<b>17.56</b>	<b>0</b>	<b>0</b>	<b>0</b>	<b>0</b>	<b>17.56</b>	



*[Handwritten signature]*

31 MAR 2015

**(D)(c)(ii) Statement showing holding of securities (including shares, warrants, convertible securities) of persons (together with PAC) belonging to the category "Public" and holding more than 5% of the total number of shares of the company**

Sr. No.	Name(s) of the shareholder(s) and the Persons Acting in Concert (PAC) with them	Number of shares	Shares as a percentage of total number of shares i.e., Grand Total (A)+(B)+(C) indicated in Statement at para (D)(a) above}	Details of warrants		Details of convertible securities		Total shares (including underlying shares assuming full conversion of warrants and convertible securities) as a % of diluted share capital
				Number of warrants	As a % total number of warrants of the same class	Number of convertible securities held	% w.r.t total number of convertible securities of the same class	
NIL			0.00	0	0	0	0	0
			0.00	0	0	0	0	0
<b>TOTAL</b>		<b>0</b>	<b>0.00</b>	<b>0</b>	<b>0</b>	<b>0</b>	<b>0</b>	<b>0</b>




Handwritten signature or initials.

(I)(d) Statement showing details of locked-in shares

31 MAR 2015

Sr. No.	Name of the shareholder	Number of locked-in shares	Locked-in shares as a percentage of total number of shares {i.e., Grand Total (A)+(B)+(C) indicated in Statement at para (I)(a) above}
	NIL		0.00
<b>TOTAL</b>		<b>0</b>	<b>0.00</b>





(II)(a) Statement showing details of Depository Receipts (DRs)

31 MAR 2015


Sr. No.	Type of outstanding DR (ADRs, GDRs, SDRs, etc.)	Number of outstanding DRs	Number of shares underlying outstanding DRs	Shares underlying outstanding DRs as a percentage of total number of shares {i.e., Grand Total (A)+(B)+(C) indicated in Statement at para (D)(a) above}
1	NIL			0.00
<b>TOTAL</b>		<b>0</b>	<b>0</b>	<b>0.00</b>



**31 MAR 2015**

(D)(b) Statement showing holding of Depository Receipts (DRs), where underlying shares held by "promoter/promoter group" are in excess of 1% of the total number of shares

Sr. No.	Name of the DR Holder	Type of outstanding DR (ADRs, GDRs, SDRs, etc.)	Number of shares underlying outstanding DRs	Shares underlying outstanding DRs as a percentage of total number of shares {i.e., Grand Total (A)+(B)+(C) indicated in Statement at para (I)(a) above}
1	NIL			0.00
<b>TOTAL</b>			0	0.00



31 MAR 2015

III (a) Statement showing the voting pattern of shareholders, if more than one class of shares/securities is issued by the issuer.

(Give description of voting rights for each class of security Class X, Class Y, Class

Category code	Caegory of shareholder	Number of Voting Rights held in each class of securities			Total Voting Rights (III+IV+V)	Total Voting Rights	As a % of (A+B) (VII)
		Class X (III)	Class Y (IV)	Class Z (V)			
(I)	(II)	(III)	(IV)	(V)	(VI)	(VII)	
<b>(A)</b>	<b>Promoter and Promoter Group</b>						
<b>(1)</b>	<b>Indian</b>						
(a)	Individuals/Hindu Undivided Family						
(b)	Central/State Government(s)						
(c)	Bodies Corporate						
(d)	Financial Institutions/Banks						
(e)	Any Other (specify)						
	<b>Sub-Total (A) (1)</b>	<b>N.A.</b>	<b>N.A.</b>	<b>N.A.</b>	<b>N.A.</b>	<b>N.A.</b>	
<b>(2)</b>	<b>Foreign</b>						
(a)	Individuals (Non Resident/Foreign)						
(b)	<b>Bodies Corporate</b>						
(c)	Institituns						
(d)	Any Other (specify)						
	<b>Sub-Total (A)(2)</b>	<b>N.A.</b>	<b>N.A.</b>	<b>N.A.</b>	<b>N.A.</b>	<b>N.A.</b>	
	Total Shareholding of Ptomoter and Ptomoter Group (A)=(A)(1) + (A)(2)						
<b>(B)</b>	<b>Public Shareholding</b>						
<b>(1)</b>	<b>Institituns</b>						
(a)	Mutual Funds/UTI						
(b)	Financial Institutions/Banks						
(c)	Central/State Government(s)						
(d)	Venture Capital Funds						
(e)	Insurance Companies						
(f)	Foreign Institutional Investors						
(g)	Foreign Venture Capital Investors						
(h)	Any Other (specify)						
	<b>Sub-Total (B) (1)</b>	<b>N.A.</b>	<b>N.A.</b>	<b>N.A.</b>	<b>N.A.</b>	<b>N.A.</b>	
<b>(2)</b>	<b>Non Instituons</b>						
(a)	Bodies Corporate						
(b)	<b>Individuals</b>						
	i. Individual shareholders holding nominal share capital upto Rs. 1 lakh						
	ii. Individual shareholders holding nominal share capital in excess of Rs. 1 lakh.						
(c)	Any Other (specify)						
	<b>Sub-Total (B) (2)</b>	<b>N.A.</b>	<b>N.A.</b>	<b>N.A.</b>	<b>N.A.</b>	<b>N.A.</b>	
	<b>TOTAL (A) + (B)</b>	<b>N.A.</b>	<b>N.A.</b>	<b>N.A.</b>	<b>N.A.</b>	<b>N.A.</b>	
<b>(C)</b>	<b>Shares held by Custodians and against which Depository Receipts have been issued</b>						
	<b>GRAND TOTAL (A)+(B)+(C)</b>	<b>N.A.</b>	<b>N.A.</b>	<b>N.A.</b>	<b>N.A.</b>	<b>N.A.</b>	

