

MODERN INDIA LTD.

o/copy

**MODERN INDIA**  
ENTERPRISE

MODERN CENTRE,  
SANE GURUJI MARG,  
MAHALAXMI,  
MUMBAI 400 011.

P : + 91 22 6744 4200 / 6662 4181  
F : + 91 22 2307 5787 / 2300 4230  
E : [info@modernindia.co.in](mailto:info@modernindia.co.in)  
CIN : L17120MH1933PLC002031

09 JUL 2014

The Secretary  
Bombay Stock Exchange Ltd.  
Corporate Services Department  
1<sup>st</sup> Floor, PJ Towers, Dalal Street  
Mumbai - 400 001.

Dear Sirs,

**SUB: SHAREHOLDING PATTERN UNDER CLAUSE 35**

**REF: SCRIP CODE - 503015**

With reference to Clause 35 of the Listing Agreement, please find enclosed herewith Shareholding Pattern as on **June 30, 2014**.


Please acknowledge the receipt.

Thanking you,

Yours faithfully,  
For **MODERN INDIA LIMITED**



**(Parind Badshah)**  
Company Secretary  
Modern Centre,  
Sane Guruji Marg,  
Mahalaxmi, Mumbai-400011  
FCS No: 5414  
Encl: As above

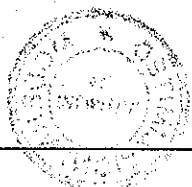


[www.modernindia.co.in](http://www.modernindia.co.in)

<b>Name of the Company:MODERN INDIA LIMITED</b>			
Scrip Code:503015		Name of the scrip: MODERN	class of security:EQUITY
<b>AS ON: 30.06.2014</b>			
<b>Partly paid-up shares:-</b>			
	<b>No. of partly paid-up shares</b>	<b>As a % of total no. of partly paid-up shares</b>	<b>As a % of total no. of shares of the company</b>
Held by promoter/promoter group	0	0	0
Held by public	0	0	0
		0	
<b>Total - D</b>	<b>0</b>	<b>0</b>	<b>0</b>
<b>Outstanding convertible securities:-</b>			
	<b>No. of outstanding securities</b>	<b>As a % of total no. of outstanding convertible securities</b>	<b>As a % of total no. of shares of the company, assuming full conversion of the convertible securities</b>
Held by promoter/promoter group	0	0	0
Held by public	0	0	0
<b>Total - E</b>	<b>0</b>	<b>0</b>	<b>0</b>
<b>Warrants:-</b>			
	<b>No. of warrants</b>	<b>As a % of total no. of warrants</b>	<b>As a % of total no. of shares of the company, assuming full conversion of warrants</b>
Held by promoter/promoter group	0	0	0
Held by public	0	0	0
<b>Total - F</b>	<b>0</b>	<b>0</b>	<b>0</b>
<b>Total paid-up capital of the company, assuming full conversion of warrants and convertible securities</b>		<b>37542750</b>	



0 3 301 JUN



30 JUN 2014

Statement Showing Shareholding Pattern

		Table (I)(a)			Total shareholding as a percentage of total number of shares		Shares Pledged or otherwise encumbered	
Category code	Category of Shareholder	Number of Shareholders	Total number of shares	Number of shares held in dematerialized form	As a percentage of (A+B) <sup>1</sup>	As a percentage of (A+B+C)	Number of shares	As a percentage
(I)	(II)	(III)	(IV)	(V)	(VI)	(VII)	(VIII)	(IX) = (VIII)/(IV)*1
<b>(A)</b>	<b>Shareholding of Promoter and</b>							
<b>1</b>	<b>Indian</b>							
(a)	Individuals/ Hindu Undivided Family	6	152855	152855	0.41	0.41	0	0.00
(b)	Central Government/ State Government(s)	0			0.00	0.00	0	0.00
(c)	Bodies Corporate	7	28004207	28004207	74.59	74.59	0	0.00
(d)	Financial Institutions/ Banks	0	0	0	0.00	0.00	0	0.00
(e)	Any Others(Specify)	0	0	0	0.00	0.00	0	0.00
(e-i)					0.00	0.00	0	0.00
(e-ii)					0.00	0.00	0	0.00
	<b>Sub Total(A)(1)</b>	<b>13</b>	<b>28157062</b>	<b>28157062</b>	<b>75.00</b>	<b>75.00</b>	<b>0</b>	<b>0.00</b>
<b>2</b>	<b>Foreign</b>							
a	Individuals (Non-Residents Individuals/ Foreign Individuals)	0	0	0	0.00	0.00	0.00	0.00
b	Bodies Corporate	0	0	0	0.00	0.00	0.00	0.00
c	Institutions	0	0	0	0.00	0.00	0.00	0.00
d	Qualified Foreign Investor	0	0	0	0.00	0.00	0.00	0.00
d-i	Any Others(Specify)							0.00
d-ii								0.00
	<b>Sub Total(A)(2)</b>	<b>0</b>	<b>0</b>	<b>0</b>	<b>0.00</b>	<b>0.00</b>	<b>0</b>	<b>0.00</b>
	<b>Total Shareholding of Promoter and Promoter Group (A)= (A)(1)+(A)(2)</b>	<b>13</b>	<b>28157062</b>	<b>28157062</b>	<b>75.00</b>	<b>75.00</b>	<b>0</b>	<b>0.00</b>
<b>(B)</b>	<b>Public shareholding</b>							
<b>1</b>	<b>Institutions</b>							
(a)	Mutual Funds/ UTI	0	0	0	0.00	0.00	0.00	0.00
(b)	Financial Institutions / Banks	10	854675	803200	2.28	2.28	0.00	0.00



30 JUN 2014

(c)	Central Government/ State Government(s)	0	0	0	0.00	0.00	0.00	0.00
(d)	Venture Capital Funds	0	0	0	0.00	0.00	0.00	0.00
(e)	Insurance Companies	3	1124541	1124041	3.00	3.00	0.00	0.00
(f)	Foreign Institutional Investors	1	1716519	1716519	4.57	4.57	0.00	0.00
(g)	Foreign Venture Capital Investors	0	0	0	0.00	0.00	0.00	0.00
(h)	Qualified Foreign Investor	0	0	0	0.00	0.00	0.00	0.00
(h-i)	Any Other (specify)				0.00	0.00		
(h-ii)					0.00	0.00		
	<b>Sub-Total (B)(1)</b>	<b>14</b>	<b>3695735</b>	<b>3643760</b>	<b>9.84</b>	<b>9.84</b>		
<b>B 2</b>	<b>Non-institutions</b>							
(a)	Bodies Corporate	79	3736281	3726881	9.95	9.95	0.00	0.00
(b)	Individuals				0.00	0.00	0.00	0.00
I	Individuals -i. Individual shareholders holding nominal share capital up to Rs 1 lakh	3362	1630225	698605	4.34	4.34		
							0.00	0.00
II	ii. Individual shareholders holding nominal share capital in excess of Rs. 1 lakh.	0	0	0	0.00	0.00		
							0.00	0.00
(c)	Qualified Foreign Investor	0	0	0	0	0	0	0
(c-i)	Directors & Relatives	2	1405	1230	0.00	0.00	0.00	0.00
(c-ii)	Non Resident Indians	17	40540	6165	0.11	0.11	0.00	0.00
(c-iii)	Overseas Corporate Bodies	1	250000	0	0.67	0.67	0.00	0.00
(c-iv)	Clearing Member	4	815	815	0.00	0.00	0.00	0.00
(c-v)	Hindu Undivided Families	45	30687	30687	0.08	0.08	0	0.00
	<b>Sub-Total (B)(2)</b>	<b>3510</b>	<b>5689953</b>	<b>4464383</b>	<b>15.16</b>	<b>15.16</b>	<b>0</b>	<b>0.00</b>
<b>(B)</b>	<b>Total Public Shareholding (B)= (B)(1)+(B)(2)</b>	<b>3524</b>	<b>9385688</b>	<b>8108143</b>	<b>25.00</b>	<b>25.00</b>	<b>0</b>	<b>0.00</b>
	<b>TOTAL (A)+(B)</b>	<b>3537</b>	<b>37542750</b>	<b>36265205</b>	<b>100.00</b>	<b>100.00</b>	<b>0</b>	<b>0.00</b>
<b>(C)</b>	<b>Shares held by Custodians and against which Depository Receipts have been issued</b>							
1	Promoter and Promoter Group	0	0	0	0	0.00	0	0.00
2	Public	0	0	0	0	0.00	0	0
	<b>Sub-Total (C)</b>	<b>0</b>	<b>0</b>	<b>0</b>	<b>0</b>	<b>0</b>	<b>0</b>	<b>0</b>
	<b>GRAND TOTAL (A)+(B)+(C)</b>	<b>3537</b>	<b>37542750</b>	<b>36265205</b>	<b>100.00</b>	<b>100.00</b>	<b>0</b>	<b>0.00</b>



1)(b) Statement showing holding of securities (including shares, warrants, convertible securities) of persons belonging to the category "Promoter and Promoter Group"

30 JUN 2014

Sr. No.	Name of the shareholder	Details of Shares held		Encumbered shares (*)			Details of warrants		Details of convertible securities		Total shares (including underlying shares assuming full conversion of warrants and convertible securities) as a % of diluted share capital
		Number of shares held	As a % of grand total (A)+(B)+(C)	No.	As a percentage	As a % of grand total (A)+(B)+(C) of sub-clause (I)(a)	Number of warrants held	As a % total number of warrants of the same class	Number of convertible securities held	As a % total number of convertible securities of the same class	
(i)	(ii)	(iii)	(iv)	(v)	(vi) = (v)/(iii)*100	(vii)	(viii)	(ix)	(x)	(xi)	(xii)
1	MUDIT VIJAYKUMAR JATIA	15000	0.04	0	0.00	0.00	0	0	0	0	0.04
2	GAURI JATIA	17850	0.05	0	0.00	0.00	0	0	0	0	0.05
3	VIJAY KUMAR JATIA HUF	23912	0.06	0	0.00	0.00	0	0	0	0	0.06
4	VEDANT JATIA	15000	0.04	0	0.00	0.00	0	0	0	0	0.04
5	SIDHANT VIJAY KUMAR JATIA	15000	0.04	0	0.00	0.00	0	0	0	0	0.04
6	VIJAYKUMAR MAHABIRPRASAD JATIA	66093	0.18	0	0.00	0.00	0	0	0	0	0.18
7	SHREE RANI SATI INVESTMENT AND FINANCE LTD	8299108	22.11	0	0.00	0.00	0	0	0	0	22.11
8	CANDESCENT TRADERS PVT LTD	1530000	4.08	0	0.00	0.00	0	0	0	0	4.08
9	ALCYONE TRADING COMPANY PVT LTD	1530000	4.08	0	0.00	0.00	0	0	0	0	4.08
10	IGNATIUS TRADING COMPANY PVT LTD	1530000	4.08	0	0.00	0.00	0	0	0	0	4.08
11	SARAT LEASING AND FINANCE LIMITED	7707500	20.53	0	0.00	0.00	0	0	0	0	20.53
12	CAMELLIA MERCANTILE PVT LTD	1635591	4.36	0	0.00	0.00	0	0	0	0	4.36
13	F PUDUMJEE INVESTMENT COMPANY LTD	5772008	15.37	0	0.00	0.00	0	0	0	0	15.37
	<b>TOTAL</b>	<b>28157062</b>	<b>75.00</b>	<b>0</b>	<b>0.00</b>	<b>0.00</b>	<b>0</b>	<b>0</b>	<b>0</b>	<b>0</b>	<b>75.00</b>

(\*) The term "encumbrance" has the same meaning as assigned to it in regulation 28(3) of the SAST Regulations, 2011



30 JUN 2014

(c)(i) Statement showing holding of securities (including shares, warrants, convertible securities) of persons belonging to the category "Public" and holding more than 1% of the total number of shares


No.	Name of the shareholder	Number of shares held	Shares as a percentage of total number of shares {i.e., Grand Total (A)+(B)+(C) indicated in Statement at para (I)(a) above}	Details of warrants		Details of convertible securities		Total shares (including underlying shares assuming full conversion of warrants and convertible securities) as a % of diluted share capital
				Number of warrants held	As a % total number of warrants of the same class	Number of convertible securities held	% w.r.t total number of convertible securities of the same class	
1	STATE BANK OF INDIA SAMB BANGALORE	753200	2.01	0	0	0	0	2.01
2	UNITED INDIA INSURANCE COMPANY LIMITED	824041	2.19	0	0	0	0	2.19
3	SHREE GLOBAL TRADEFIN LTD	950000	2.53	0	0	0	0	2.53
4	MILLENNIUM COMMERCIAL PVT LTD	561815	1.50	0	0	0	0	1.50
5	LTS INVESTMENT FUND LTD	1716519	4.57	0	0	0	0	4.57
6	JAIPURIA SILK MILLS PRIVATE LTD	735000	1.96	0	0	0	0	1.96
7	MEGA RESOURCES LTD	742594	1.98	0	0	0	0	1.98
<b>TOTAL</b>		<b>6283169</b>	<b>16.74</b>	<b>0</b>	<b>0</b>	<b>0</b>	<b>0</b>	<b>16.74</b>



30 JUN 2014

(D)(c)(ii) Statement showing holding of securities (including shares, warrants, convertible securities) of persons (together with PAC) belonging to the category "Public" and holding more than 5% of the total number of shares of the company


Sr. No.	Name(s) of the shareholder(s) and the Persons Acting in Concert (PAC) with them	Number of shares	Shares as a percentage of total number of shares i.e., Grand Total (A)+(B)+(C) indicated in Statement at para (D)(a) above}	Details of warrants		Details of convertible securities		Total shares (including underlying shares assuming full conversion of warrants and convertible securities) as a % of diluted share capital
				Number of warrants	As a % total number of warrants of the same class	Number of convertible securities held	% w.r.t total number of convertible securities of the same class	
	NIL		0.00	0	0	0	0	0
			0.00	0	0	0	0	0
<b>TOTAL</b>		<b>0</b>	<b>0.00</b>	<b>0</b>	<b>0</b>	<b>0</b>	<b>0</b>	<b>0</b>



(I)(d) Statement showing details of locked-in shares

30 JUN 2014

Sr. No.	Name of the shareholder	Number of locked-in shares	Locked-in shares as a percentage of total number of shares {i.e., Grand Total (A)+(B)+(C) indicated in Statement at para (I)(a) above}	Promoter /Promter Group/Pu blic
	NIL		0.00	
<b>TOTAL</b>		<b>0</b>	<b>0.00</b>	





(II)(a) Statement showing details of Depository Receipts (DR) 30 JUN 2011

Sr. No.	Type of outstanding DR (ADRs, GDRs, SDRs, etc.)	Number of outstanding DRs	Number of shares underlying outstanding DRs	Shares underlying outstanding DRs as a percentage of total number of shares {i.e., Grand Total (A)+(B)+(C) indicated in Statement at para (I)(a) above}
1	NIL			0.00
<b>TOTAL</b>		<b>0</b>	<b>0</b>	<b>0.00</b>



30 JUN 2014

(II)(b) Statement showing holding of Depository Receipts (DRs), where underlying shares held by "promoter/promoter group" are in excess of 1% of the total number of shares

Sr. No.	Name of the DR Holder	Type of outstanding DR (ADRs, GDRs, SDRs, etc.)	Number of shares underlying outstanding DRs	Shares underlying outstanding DRs as a percentage of total number of shares {i.e., Grand Total (A)+(B)+(C) indicated in Statement at para (D)(a) above}
1	NIL			0.00
<b>TOTAL</b>			<b>0</b>	<b>0.00</b>

