

MODERN INDIA LTD.

01 COPY



**MODERN INDIA**  
ENTERPRISE

MODERN CENTRE,  
SANE GURUJI MARG,  
MAHALAXMI,  
MUMBAI 400 011.

P : + 91 22 6744 4200 / 6662 4181

F : + 91 22 2307 5787 / 2300 4230

E : [info@modernindia.co.in](mailto:info@modernindia.co.in)

CIN : L17120MH1933PLC002031

The Secretary  
Bombay Stock Exchange Ltd.  
Corporate Services Department  
1<sup>st</sup> Floor, PJ Towers, Dalal Street  
Mumbai - 400 001.

09 OCT 2014

Dear Sirs,

**SUB: SHAREHOLDING PATTERN UNDER CLAUSE 35**

**REF: SCRIP CODE - 503015**

With reference to Clause 35 of the Listing Agreement, please find enclosed herewith Shareholding Pattern as on **September 30, 2014**.

Please acknowledge the receipt.

Thanking you,

Yours faithfully,  
For **MODERN INDIA LIMITED**

**(Parind Badshah)**

Company Secretary

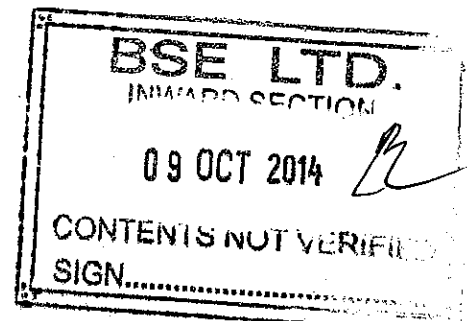
Modern Centre,

Sane Guruji Marg,

Mahalaxmi, Mumbai-400011

FCS No: 5414

Encl: As above



[www.modernindia.co.in](http://www.modernindia.co.in)

Name of the Company:MODERN INDIA LIMITED			
Scrip Code:503015		Name of the scrip: MODERN	class of security:EQUITY
AS ON: 30.09.2014			
<b>Partly paid-up shares:-</b>			
	No. of partly paid-up shares	As a % of total no. of partly paid-up shares	As a % of total no. of shares of the company
Held by promoter/promoter group	0	0	0
Held by public	0	0	0
		0	
<b>Total - D</b>	<b>0</b>	<b>0</b>	<b>0</b>
<b>Outstanding convertible securities:-</b>			
	No. of outstanding securities	As a % of total no. of outstanding convertible securities	As a % of total no. of shares of the company, assuming full conversion of the convertible securities
Held by promoter/promoter group	0	0	0
Held by public	0	0	0
<b>Total - E</b>	<b>0</b>	<b>0</b>	<b>0</b>
<b>Warrants:-</b>			
	No. of warrants	As a % of total no. of warrants	As a % of total no. of shares of the company, assuming full conversion of warrants
Held by promoter/promoter group	0	0	0
Held by public	0	0	0
<b>Total - F</b>	<b>0</b>	<b>0</b>	<b>0</b>
Total paid-up capital of the company, assuming full conversion of warrants and convertible securities		37542750	



30 SEP 2014

## Statement Showing Shareholding Pattern

Category code	Category of Shareholder	Number of Shareholders	Table (I)(a)		Total shareholding as a percentage of total number of shares		Shares Pledged or otherwise encumbered	
			Total number of shares	Number of shares held in dematerialized form	As a percentage of (A+B) <sup>1</sup>	As a percentage of (A+B+C)	Number of shares	As a percentage
N: 30.09	(II)	(III)	(IV)	(V)	(VI)	(VII)	(VIII)	(VIII)/(IV)*1
<b>(A)</b>	<b>Shareholding of Promoter and</b>							
<b>1</b>	<b>Indian</b>							
(a)	Individuals/ Hindu Undivided Family	6	152855	152855	0.41	0.41	0	0.00
(b)	Central Government/ State Government(s)	0			0.00	0.00	0	0.00
(c)	Bodies Corporate	7	28004207	28004207	74.59	74.59	0	0.00
(d)	Financial Institutions/ Banks	0	0	0	0.00	0.00	0	0.00
(e)	Any Others(Specify)	0	0	0	0.00	0.00	0	0.00
(e-i)					0.00	0.00	0	0.00
(e-ii)					0.00	0.00	0	0.00
	<b>Sub Total(A)(1)</b>	<b>13</b>	<b>28157062</b>	<b>28157062</b>	<b>75.00</b>	<b>75.00</b>	<b>0</b>	<b>0.00</b>
<b>2</b>	<b>Foreign</b>							
a	Individuals (Non-Residents Individuals/ Foreign Individuals)	0	0	0	0.00	0.00	0.00	0.00
b	Bodies Corporate	0	0	0	0.00	0.00	0.00	0.00
c	Institutions	0	0	0	0.00	0.00	0.00	0.00
d	Qualified Foreign Investor	0	0	0	0.00	0.00	0.00	0.00
d-i	Any Others(Specify)							0.00
d-ii								0.00
	<b>Sub Total(A)(2)</b>	<b>0</b>	<b>0</b>	<b>0</b>	<b>0.00</b>	<b>0.00</b>	<b>0</b>	<b>0.00</b>
	<b>Total Shareholding of Promoter and Promoter Group (A)= (A)(1)+(A)(2)</b>	<b>13</b>	<b>28157062</b>	<b>28157062</b>	<b>75.00</b>	<b>75.00</b>	<b>0</b>	<b>0.00</b>
<b>(B)</b>	<b>Public shareholding</b>							
<b>1</b>	<b>Institutions</b>							
(a)	Mutual Funds/ UTI	0	0	0	0.00	0.00	0.00	0.00
(b)	Financial Institutions / Banks	10	854675	803200	2.28	2.28	0.00	0.00
(c)	Central Government/ State Government(s)	0	0	0	0.00	0.00	0.00	0.00
(d)	Venture Capital Funds	0	0	0	0.00	0.00	0.00	0.00
(e)	Insurance Companies	3	1124541	1124041	3.00	3.00	0.00	0.00
(f)	Foreign Institutional Investors	2	3481519	3481519	9.27	9.27	0.00	0.00



(g)	Foreign Venture Capital Investors	0	0	0	0.00	0.00	0.00	0.00
(h)	Qualified Foreign Investor	0	0	0	0.00	0.00	0.00	0.00
(h-i)	Any Other (specify)				0.00	0.00		
(h-ii)					0.00	0.00		
	<b>Sub-Total (B)(1)</b>	<b>15</b>	<b>5460735</b>	<b>5408760</b>	<b>14.55</b>	<b>14.55</b>		
<b>B 2</b>	<b>Non-institutions</b>							
(a)	Bodies Corporate	74	1975950	1966550	5.26	5.26	0.00	0.00
(b)	Individuals				0.00	0.00	0.00	0.00
I	Individuals -i. Individual shareholders holding nominal share capital up to Rs 1 lakh	3320	1619031	687561	4.31	4.31		
II	ii. Individual shareholders holding nominal share capital in excess of Rs. 1 lakh.	0	0	0	0.00	0.00		
							0.00	0.00
(c)	Qualified Foreign Investor	0	0	0	0	0	0	0
(d)	Any Other (specify)							
(d-i)	Directors & Relatives	2	1405	1230	0.00	0.00	0.00	0.00
(d-ii)	Non Resident Indians	17	40540	6165	0.11	0.11		
							0.00	0.00
(d-iii)	Overseas Corporate Bodies	1	250000	0	0.67	0.67		
(d-iv)	Clearing Member	2	1010	1010	0.00	0.00	0.00	0.00
(d-v)	Hindu Undivided Families	48	37017	37017	0.10	0.10	0	0.00
	<b>Sub-Total (B)(2)</b>	<b>3464</b>	<b>3924953</b>	<b>2699533</b>	<b>10.45</b>	<b>10.45</b>	<b>0</b>	<b>0.00</b>
<b>(B)</b>	<b>Total Public Shareholding (B)= (B)(1)+(B)(2)</b>	<b>3479</b>	<b>9385688</b>	<b>8108293</b>	<b>25.00</b>	<b>25.00</b>	<b>0</b>	<b>0.00</b>
	<b>TOTAL (A)+(B)</b>	<b>3492</b>	<b>37542750</b>	<b>36265355</b>	<b>100.00</b>	<b>100.00</b>	<b>0</b>	<b>0.00</b>
<b>(C)</b>	<b>Shares held by Custodians and against which Depository Receipts have been issued</b>							
1	Promoter and Promoter Group	0		0	0	0.00	0	0.00
2	Public	0	0	0	0	0.00	0	0
	<b>Sub-Total (C)</b>	<b>0</b>	<b>0</b>	<b>0</b>	<b>0</b>	<b>0</b>	<b>0</b>	<b>0</b>
	<b>GRAND TOTAL (A)+(B)+(C)</b>	<b>3492</b>	<b>37542750</b>	<b>36265355</b>	<b>100.00</b>	<b>100.00</b>	<b>0</b>	<b>0.00</b>



(1)(b) Statement showing holding of securities (including shares, warrants, convertible securities) of persons belonging to the category "Promoter and Promoter Group"

30 SEP 2014

Sr. No.	Name of the shareholder	Details of Shares held		Encumbered shares (*)			Details of warrants		Details of convertible securities		Total shares (including underlying shares assuming full conversion of warrants and convertible securities) as a % of diluted share capital
		Number of shares held	As a % of grand total (A)+(B)+(C)	No.	As a percentage	As a % of grand total (A)+(B)+(C) of sub-clause (I)(a)	Number of warrants held	As a % total number of warrants of the same class	Number of convertible securities held	As a % total number of convertible securities of the same class	
(i)	(ii)	(iii)	(iv)	(v)	(vi) = (v)/(iii) * 100	(vii)	(viii)	(ix)	(x)	(xi)	(xii)
1	MUDIT VIJAYKUMAR JATIA	15000	0.04	0	0.00	0.00	0	0	0	0	0.04
2	GAURI JATIA	17850	0.05	0	0.00	0.00	0	0	0	0	0.05
3	VIJAY KUMAR JATIA HUF	23912	0.06	0	0.00	0.00	0	0	0	0	0.06
4	VEDANT JATIA	15000	0.04	0	0.00	0.00	0	0	0	0	0.04
5	SIDHANT VIJAY KUMAR JATIA	15000	0.04	0	0.00	0.00	0	0	0	0	0.04
6	VIJAYKUMAR MAHABIRPRASAD JATIA	66093	0.18	0	0.00	0.00	0	0	0	0	0.18
7	SHREE RANI SATI INVESTMENT AND FINANCE LTD	8299108	22.11	0	0.00	0.00	0	0	0	0	22.11
8	CANDESCENT TRADERS PVT LTD	1530000	4.08	0	0.00	0.00	0	0	0	0	4.08
9	ALCYONE TRADING COMPANY PVT LTD	1530000	4.08	0	0.00	0.00	0	0	0	0	4.08
10	IGNATIUS TRADING COMPANY PVT LTD	1530000	4.08	0	0.00	0.00	0	0	0	0	4.08
11	SARAT LEASING AND FINANCE LIMITED	7707500	20.53	0	0.00	0.00	0	0	0	0	20.53
12	CAMELLIA MERCANTILE PVT LTD	1635591	4.36	0	0.00	0.00	0	0	0	0	4.36
13	F PUDUMJEE INVESTMENT COMPANY LTD	5772008	15.37	0	0.00	0.00	0	0	0	0	15.37
<b>TOTAL</b>		<b>28157062</b>	<b>75.00</b>	<b>0</b>	<b>0.00</b>	<b>0.00</b>	<b>0</b>	<b>0</b>	<b>0</b>	<b>0</b>	<b>75.00</b>

(\*) The term "encumbrance" has the same meaning as assigned to it in regulation 28(3) of the SAST Regulations, 2011



(D)(c)(i) Statement showing holding of securities (including shares, warrants, convertible securities) of persons belonging to the category "Public" and holding more than 1% of the total number of shares

30 SEP 2014

Sr. No.	Name of the shareholder	Number of shares held	Shares as a percentage of total number of shares {i.e., Grand Total (A)+(B)+(C) indicated in Statement at para (D)(a) above}	Details of warrants		Details of convertible securities		Total shares (including underlying shares assuming full conversion of warrants and convertible securities) as a % of diluted share capital
				Number of warrants held	As a % total number of warrants of the same class	Number of convertible securities held	% w.r.t total number of convertible securities of the same class	
1	STATE BANK OF INDIA SAMB BANGALORE	753200	2.01	0	0	0	0	2.01
2	UNITED INDIA INSURANCE COMPANY LIMITED	824041	2.19	0	0	0	0	2.19
3	ERISKA INVESTMENT FUND LTD	1765000	4.70	0	0	0	0	4.70
4	LTS INVESTMENT FUND LTD	1716519	4.57	0	0	0	0	4.57
5	SHREE GLOBAL TRADEFIN LTD	950000	2.53	0	0	0	0	2.53
6	MILLENNIUM COMMERCIAL PRIVATE LTD	582262	1.55	0	0	0	0	1.55
	<b>TOTAL</b>	6591022	17.56	0	0	0	0	17.56



*Signature*

(D)(c)(ii) Statement showing holding of securities (including shares, warrants, convertible securities) of persons (together with PAC) belonging to the category "Public" and holding more than 5% of the total number of shares of the company 30 SEP 2014


Sr. No.	Name(s) of the shareholder(s) and the Persons Acting in Concert (PAC) with them	Number of shares	Shares as a percentage of total number of shares {i.e., Grand Total (A)+(B)+(C) indicated in Statement at para (D)(a) above}	Details of warrants		Details of convertible securities		Total shares (including underlying shares assuming full conversion of warrants and convertible securities) as a % of diluted share capital
				Number of warrants	As a % total number of warrants of the same class	Number of convertible securities held	% w.r.t total number of convertible securities of the same class	
	NIL		0.00	0	0	0	0	0
			0.00	0	0	0	0	0
	<b>TOTAL</b>	<b>0</b>	<b>0.00</b>	<b>0</b>	<b>0</b>	<b>0</b>	<b>0</b>	<b>0</b>



(I)(d) Statement showing details of locked-in shares

30 SEP 2014

Sr. No.	Name of the shareholder	Number of locked-in shares	Locked-in shares as a percentage of total number of shares {i.e., Grand Total (A)+(B)+(C) indicated in Statement at para (I)(a) above}	Promoter /Promter Group/Pu blic
	NIL		0.00	
<b>TOTAL</b>		<b>0</b>	<b>0.00</b>	






(II)(a) Statement showing details of Depository Receipts (DRs)

30 SEP 2014

Sr. No.	Type of outstanding DR (ADRs, GDRs, SDRs, etc.)	Number of outstanding DRs	Number of shares underlying outstanding DRs	Shares underlying outstanding DRs as a percentage of total number of shares {i.e., Grand Total (A)+(B)+(C) indicated in Statement at para (I)(a) above}
1	NIL			0.00
<b>TOTAL</b>		<b>0</b>	<b>0</b>	<b>0.00</b>



III (a) Statement showing the voting pattern of shareholders, if more than one class of shares/securities is issued by the issuer.

30 SEP 2014

(Give description of voting rights for each class of security Class X, Class Y, Class Z)

Category code	Category of shareholder	Number of Voting Rights held in each class of securities			Total Voting Rights (III+IV+V)	Total Voting Rights (VI)	
		Class X (III)	Class Y (IV)	Class Z (V)		As a % of (A+B) (VII)	As a % of (A+B+C) (VIII)
(1)	(II)	(III)	(IV)	(V)	(VI)	(VII)	(VIII)
<b>(A)</b>	<b>Promoter and Promoter Group</b>						
(1)	<b>Indian</b>						
(a)	Individuals/Hindu Undivided Family						
(b)	Central/State Government(s)						
(c)	Bodies Corporate						
(d)	Financial Institutions/Banks						
(e)	Any Other (specify)						
	<b>Sub-Total (A) (1)</b>	<b>N.A.</b>	<b>N.A.</b>	<b>N.A.</b>	<b>N.A.</b>	<b>N.A.</b>	<b>N.A.</b>
(2)	<b>Foreign</b>						
(a)	Individuals (Non Resident/Foreign)						
(b)	Bodies Corporate						
(c)	Institutions						
(d)	Any Other (specify)						
	<b>Sub-Total (A)(2)</b>	<b>N.A.</b>	<b>N.A.</b>	<b>N.A.</b>	<b>N.A.</b>	<b>N.A.</b>	<b>N.A.</b>
	Total Shareholding of Promoter and Promoter Group (A)=(A)(1) + (A)(2)						
<b>(B)</b>	<b>Public Shareholding</b>						
(1)	<b>Institutions</b>						
(a)	Mutual Funds/UTI						
(b)	Financial Institutions/Banks						
(c)	Central/State Government(s)						
(d)	Venture Capital Funds						
(e)	Insurance Companies						
(f)	Foreign Institutional Investors						
(g)	Foreign Venture Capital Investors						
(h)	Any Other (specify)						
	<b>Sub-Total (B) (1)</b>	<b>N.A.</b>	<b>N.A.</b>	<b>N.A.</b>	<b>N.A.</b>	<b>N.A.</b>	<b>N.A.</b>
(2)	<b>Non Institutions</b>						
(a)	Bodies Corporate						
(b)	<b>Individuals</b>						
	i. Individual shareholders holding nominal share capital upto Rs. 1 lakh						
	ii. Individual shareholders holding nominal share capital in excess of Rs. 1 lakh.						
(c)	Any Other (specify)						
	<b>Sub-Total (B) (2)</b>	<b>N.A.</b>	<b>N.A.</b>	<b>N.A.</b>	<b>N.A.</b>	<b>N.A.</b>	<b>N.A.</b>
	<b>TOTAL (A) + (B)</b>	<b>N.A.</b>	<b>N.A.</b>	<b>N.A.</b>	<b>N.A.</b>	<b>N.A.</b>	<b>N.A.</b>
<b>(C)</b>	<b>Shares held by Custodians and against which Depository Receipts have been issued</b>						
	<b>GRAND TOTAL (A)+(B)+(C)</b>	<b>N.A.</b>	<b>N.A.</b>	<b>N.A.</b>	<b>N.A.</b>	<b>N.A.</b>	<b>N.A.</b>

